

# Equivalence between the formulas for inductance calculation

Marcelo Bueno and A.K.T. Assis

**Abstract:** We demonstrate the equivalence for the self-inductance of closed circuits, with the formulas of Neumann, Weber, Maxwell, and Graneau.

**Résumé:** Nous démontrons que les formules de Neuman, Weber, Maxwell et Graneau donnent la même self-inductance pour des circuits fermés.  
[Traduit par la rédaction]

## 1. Introduction

The concept of inductance arises naturally when studying the interaction energy between current-carrying circuits. This interaction energy has a factor that depends only on the geometry of the circuits. When we analyze the self-energy of a single circuit, this factor is called **self-inductance**; when we analyze the interaction energy of two distinct circuits, it is called **mutual inductance**.

With the theoretical development of electrodynamics three main formulas appeared to calculate inductance: the expressions of Neumann, Weber, and Maxwell. Recently, a new formula can be deduced from Graneau's work.

Our goal is to demonstrate the equivalence between these formulas for the self-inductance of a closed circuit. This equivalence is a known fact for the mutual inductance of two separate closed circuits [1], but there is no demonstration for a single closed circuit.

The demonstration we shall present here is a generalization of the equivalence we have recently shown in some specific configurations [2].

## 2. Inductance formulas

### 2.1. Neumann's formula

To explain Faraday's law of inductance with Ampère's force [3], Neumann introduced the concepts of vector potential and mutual inductance. Consider two closed circuits  $\Gamma_1$  and  $\Gamma_2$  carrying currents  $I_1$  and  $I_2$ , respectively, Fig. 1. A current element of the circuit  $\Gamma_1$  is  $I_1 d\mathbf{r}_1$ , and a current element of the circuit  $\Gamma_2$  is  $I_2 d\mathbf{r}_2$ . They are located, respectively, at  $\mathbf{r}_1$  and  $\mathbf{r}_2$ .

The magnetic interaction energy  $U_{12}^N$ , between the circuits  $\Gamma_1$  and  $\Gamma_2$ , derived by Neumann, is given by

$$U_{12}^N = \frac{\mu_0}{4\pi} I_1 I_2 \oint_{\Gamma_1} \oint_{\Gamma_2} \frac{d\mathbf{r}_1 \cdot d\mathbf{r}_2}{r_{12}} \quad (1)$$

where  $\mu_0 \equiv 4\pi \times 10^{-7} \text{ kg m C}^{-2}$  and  $r_{12} \equiv |\mathbf{r}_1 - \mathbf{r}_2|$ .

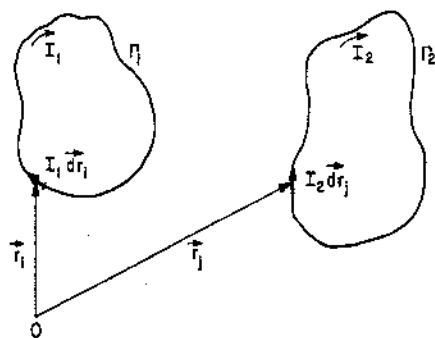
Received June 3, 1996. Accepted October 30, 1996.

M. Bueno<sup>1</sup> and A.K.T. Assis,<sup>2</sup> Instituto de Física "Gleb Wataghin", Universidade Estadual de Campinas, Unicamp, 13083-970, Campinas, São Paulo, Brazil.

<sup>1</sup>e-mail: bueno@ifi.unicamp.br, homepage: <http://www.ifi.unicamp.br/~bueno>

<sup>2</sup>Also collaborating Professor at the Department of Applied Mathematics, IMECC, State University of Campinas, 13081-970 Campinas, SP, Brazil. e-mail: assis@ifi.unicamp.br, homepage: <http://www.ifi.unicamp.br/~assis>

**Fig. 1.** Two closed circuits  $\Gamma_1$  and  $\Gamma_2$  with currents  $I_1$  and  $I_2$ . The current element  $I_1 d\mathbf{r}_1$  is located at  $\mathbf{r}_1$ , while  $I_2 d\mathbf{r}_2$  is located at  $\mathbf{r}_2$ .



We can write the energy  $U_{12}^N$  as  $I_1 I_2 M_{12}^N$ , where  $M_{12}^N$  is the geometric coefficient called the mutual inductance. Therefore, it follows from (1) that

$$M_{12}^N \equiv \frac{\mu_0}{4\pi} \oint_{\Gamma_1} \oint_{\Gamma_2} \frac{d\mathbf{r}_1 \cdot d\mathbf{r}_2}{r_{12}} \quad (2)$$

## 2.2. Weber's formula

Through Weber's force we can derive an interaction energy  $U_{12}^W$ , for the circuits  $\Gamma_1$  and  $\Gamma_2$ , following the same reasoning shown in Sect. 2.1 [4, 5]. If we write  $U_{12}^W$  as  $I_1 I_2 M_{12}^W$ , we obtain the coefficient of mutual inductance  $M_{12}^W$ , in Weber's electrodynamics:

$$M_{12}^W \equiv \frac{\mu_0}{4\pi} \oint_{\Gamma_1} \oint_{\Gamma_2} \frac{(\hat{\mathbf{r}}_{12} \cdot d\mathbf{r}_1)(\hat{\mathbf{r}}_{12} \cdot d\mathbf{r}_2)}{r_{12}} \quad (3)$$

## 2.3. Maxwell's formula

In classical electrodynamics we utilize Darwin's energy [6] to obtain the interaction energy  $U_{12}^M \equiv I_1 I_2 M_{12}^M$ . The formula for the coefficient of mutual inductance  $M_{12}^M$  is [7, 8]

$$M_{12}^M \equiv \frac{\mu_0}{4\pi} \oint_{\Gamma_1} \oint_{\Gamma_2} \left[ \frac{(d\mathbf{r}_1 \cdot d\mathbf{r}_2) + (\hat{\mathbf{r}}_{12} \cdot d\mathbf{r}_1)(\hat{\mathbf{r}}_{12} \cdot d\mathbf{r}_2)}{2r_{12}} \right] \quad (4)$$

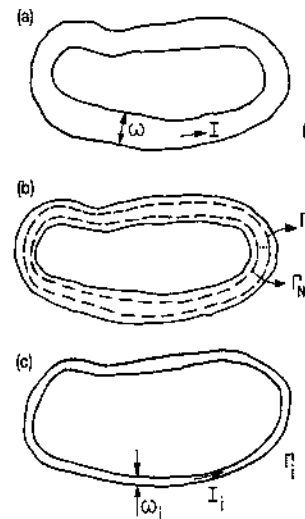
## 2.4. Graneau's formula

In his book, ref. 9, p. 212, Graneau defined an electrodynamic energy  $d^2 V_{12}^G$  between current elements. Integrating for closed circuits we obtain the interaction energy  $U_{12}^G \equiv I_1 I_2 M_{12}^G$ . This results in

$$M_{12}^G \equiv \frac{\mu_0}{4\pi} \oint_{\Gamma_1} \oint_{\Gamma_2} \left[ \frac{3(\hat{\mathbf{r}}_{12} \cdot d\mathbf{r}_1)(\hat{\mathbf{r}}_{12} \cdot d\mathbf{r}_2) - 2(d\mathbf{r}_1 \cdot d\mathbf{r}_2)}{r_{12}} \right] \quad (5)$$

Analogous to Helmholtz's procedure [3, 7, 8, 10], these expressions for the mutual energy between two closed circuits can be written as  $U_{12} = I_1 I_2 M_{12}$ , with

**Fig. 2.** (a) Circuit  $\Gamma$  of thickness  $\omega$ , length  $\ell$  and carrying an uniform and constant current  $I$ . (b)  $N$  circuits  $\Gamma_i$  dividing  $\Gamma$ . (c) Circuit  $\Gamma_i$  of thickness  $\omega_i$  and carrying an uniform current  $I_i \equiv I\omega_i/\omega$ .



$$M_{12} \equiv \frac{\mu_0}{4\pi} \oint_{\Gamma_1} \oint_{\Gamma_2} \left[ \left( \frac{1+k}{2} \right) \frac{(d\mathbf{r}_1 \cdot d\mathbf{r}_2)}{r_{12}} + \left( \frac{1-k}{2} \right) \frac{(\hat{\mathbf{r}}_{12} \cdot d\mathbf{r}_1)(\hat{\mathbf{r}}_{12} \cdot d\mathbf{r}_2)}{r_{12}} \right] \\ = \left( \frac{1+k}{2} \right) M_{12}^N + \left( \frac{1-k}{2} \right) M_{12}^W \quad (6)$$

where  $M_{12} = M_{12}^N$  for  $k = 1$ ,  $M_{12} = M_{12}^W$  for  $k = -1$ , and  $M_{12} = M_{12}^M$  for  $k = 0$ ,  $M_{12} = M_{12}^G$  for  $k = -5$ .

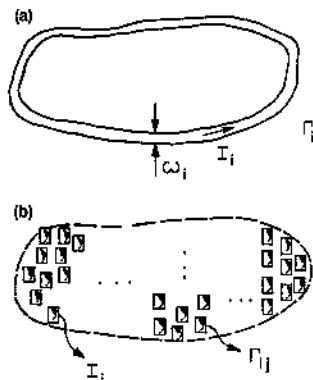
Changing the variables of integration in (6) we obtain  $M_{21} = M_{12}$ , for all formulas.

## 3. Generic proof of equivalence

As we want to prove the equivalence of the four formulas presented above when calculating the self-inductance of a single closed circuit, we cannot use the model of a linear current element. Expression (6) is not well defined when  $\Gamma_1$  coincides with  $\Gamma_2$ . To overcome this difficulty we have to change the linear-current element to a surface- or volume-current element.

We now demonstrate the equivalence between the formulas of self-inductance given by Neumann, Weber, Maxwell, and Graneau. First, consider the circuit  $\Gamma$  described in Fig. 2a. We suppose this circuit to be composed of surface-current elements. The thickness of the circuit is  $\omega$ . We divide  $\Gamma$  into  $N$  circuits  $\Gamma_i$ , with thicknesses  $\omega_i$  and carrying currents  $I_i$ , in such a way that  $\omega = \sum_{i=1}^N \omega_i$ ,  $I_i = I\omega_i/\omega$  (Figs. 2b and 2c). We choose a large  $N$  to make  $\omega_i \ll \omega$  and  $\omega_i \ll \ell$  ( $\ell$  is the length of  $\Gamma$ ).

Fig. 3. (a) Circuit  $\Gamma$ , with thickness  $\omega$ , and carrying current  $I$ . (b) Circuit  $\Gamma$ , replaced by  $M$  rectangular circuits  $\Gamma_{ij}$  ( $j = 1, \dots, M$ ), each carrying a current  $I$ , in the same direction as  $\Gamma$ .



The self-inductance  $L_\Gamma$  of the circuit  $\Gamma$ , in Figs. 2a and 2b, can be written as<sup>3</sup>

$$L_\Gamma = \iint_{S_\Gamma} \iint_{S_\Gamma} \iint_{S_\Gamma} d^4 M_{ij} = \left( \sum_{n=1}^N \iint_{S_{\Gamma_n}} \right) \left( \sum_{n=1}^N \iint_{S_{\Gamma_n}} \right) d^4 M_{ij} \\ = \sum_{n=1}^N L_{\Gamma_n} + \sum_{\substack{m,n=1 \\ m \neq n}}^N M_{\Gamma_m \Gamma_n} \quad (7)$$

where  $S_\Gamma$  is the surface of the circuit  $\Gamma$ . To arrive at (7) we defined  $L_{\Gamma_n} \equiv \iint_{S_{\Gamma_n}} \iint_{S_{\Gamma_n}} d^4 M_{ij}$  and  $M_{\Gamma_m \Gamma_n} \equiv \iint_{S_{\Gamma_m}} \iint_{S_{\Gamma_n}} d^4 M_{ij}$ .

Now, we approximate the circuit  $\Gamma$ , in Fig. 2c, by  $M$  rectangular closed circuits  $\Gamma_{ij}$  with currents  $I$ , in the same direction as in  $\Gamma$  (Figs. 3a and 3b). This approximation can be improved to any desired degree by decreasing the rectangle's areas and increasing their number  $M$  accordingly. We can write

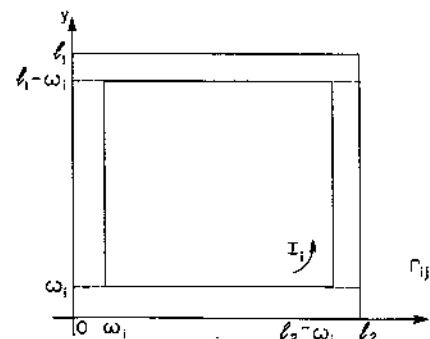
$$L_\Gamma = \sum_{j=1}^M L_{\Gamma_{ij}} + \sum_{\substack{j,k=1 \\ j \neq k}}^M M_{\Gamma_{ij} \Gamma_{ik}} \quad (8)$$

The self-inductance  $L_{\Gamma_{ij}}$  of the rectangle  $\Gamma_{ij}$  can be calculated with the geometry of Fig. 4.

As we have surface-current elements in the rectangle of Fig. 4, we have to make use of the equivalence  $I dr \leftrightarrow K da$  in expressions (3) to (6), where  $K$  is the surface-current density ( $|K| = I/\omega_i$ ) and  $da$  is the area element. Calculating the integrals [2], supposing  $\omega_i \ll \ell_1$  and  $\omega_i \ll \ell_2$ , yields (neglecting terms of the orders  $(\omega_i/\ell_1)^3$ ,  $(\omega_i/\ell_2)^3$ , and above)

$$L_{\Gamma_{ij}}^N = L_{\Gamma_{ij}}^W = L_{\Gamma_{ij}}^M = L_{\Gamma_{ij}}^G \approx \frac{\mu_0}{2\pi} \left[ 2\ell_2 \ln \left( \frac{2\ell_2}{\omega_i} \right) + 2\ell_1 \ln \left( \frac{2\ell_1}{\omega_i} \right) - 2\ell_2 \sinh^{-1} \left( \frac{\ell_2}{\ell_1} \right) \right. \\ \left. - 2\ell_1 \sinh^{-1} \left( \frac{\ell_1}{\ell_2} \right) + 4(\ell_1^2 + \ell_2^2)^{1/2} - \ell_1 - \ell_2 \right] \quad (9)$$

Fig. 4. Rectangular closed circuit  $\Gamma_{ij}$ , with sides  $\ell_1$  and  $\ell_2$ , thickness  $\omega_i$ , and current  $I$ .



This is a very important result. It shows that for the closed circuit of Fig. 4, we have the same coefficient of self-inductance according to the expressions of Neumann, Weber, Maxwell, and Graneau.

The circuits  $\Gamma_{ij}$  and  $\Gamma_{ik}$  of Fig. 3b are two distinct closed circuits, with  $j \neq k$ . Therefore,  $M_{\Gamma_{ij} \Gamma_{ik}}^N = M_{\Gamma_{ij} \Gamma_{ik}}^W = M_{\Gamma_{ij} \Gamma_{ik}}^M = M_{\Gamma_{ij} \Gamma_{ik}}^G$  [1]. This fact, and the equivalence in (9) substituted in (8), shows that for the circuit  $\Gamma$ , of Fig. 2c,

$$L_\Gamma^N = L_\Gamma^W = L_\Gamma^M = L_\Gamma^G \quad (10)$$

As  $M_{\Gamma_{ij} \Gamma_{ij}}^N = M_{\Gamma_{ij} \Gamma_{ij}}^W = M_{\Gamma_{ij} \Gamma_{ij}}^M = M_{\Gamma_{ij} \Gamma_{ij}}^G$  (two distinct closed circuits of Fig. 2b) we finally obtain from (7), with the equivalence in (10),

$$L_\Gamma^N = L_\Gamma^W = L_\Gamma^M = L_\Gamma^G \quad (11)$$

This is the proof of equivalence between the expressions of Neumann, Weber, Maxwell, and Graneau obtained utilizing a generic circuit  $\Gamma$  with surface-current elements (Fig. 2a). Instead, we could have utilized a circuit  $\Gamma$  with volume-current elements. The demonstration of the equivalence in this case follows the same reasoning presented above. It is only necessary to calculate the self-inductance of the rectangular closed circuit with volume-current elements, analogous to the one presented in Fig. 4 with surface-current elements. With the same dimensions as in Fig. 4, but now with the square cross section of sides  $\omega_i$ , and utilizing the equivalence  $I dr \leftrightarrow J dV$  ( $J$  is the volume-current density,  $|J| = I/\omega_i^2$ , and  $dV$  is the volume element) in (3) to (6), we obtain [2] (supposing  $\omega_i \ll \ell_1$ ,  $\omega_i \ll \ell_2$  and neglecting terms of the orders  $(\omega_i/\ell_1)^3$ ,  $(\omega_i/\ell_2)^3$  and above)

$$L_{\Gamma_{ij}}^N = L_{\Gamma_{ij}}^W = L_{\Gamma_{ij}}^M = L_{\Gamma_{ij}}^G \approx \frac{\mu_0}{2\pi} \left[ 2\ell_2 \ln \left( \frac{2\ell_2}{\omega_i} \right) + 2\ell_1 \ln \left( \frac{2\ell_1}{\omega_i} \right) - 2\ell_2 \sinh^{-1} \left( \frac{\ell_2}{\ell_1} \right) \right. \\ \left. - 2\ell_1 \sinh^{-1} \left( \frac{\ell_1}{\ell_2} \right) + 4(\ell_1^2 + \ell_2^2)^{1/2} + (\ell_1 + \ell_2) \left( \frac{1}{6} - \frac{2}{3} \ln 2 - \frac{2\pi}{3} \right) \right] \quad (12)$$

As in expression (9), the same coefficient of self-induction is obtained according to the expressions of Neumann, Weber, Maxwell, and Graneau.

<sup>3</sup> With this definition, the self-energy of the circuit  $\Gamma$  is  $I^2 L_\Gamma / 2$ .

#### 4. Conclusions

The fact that the mutual inductance of two separate closed circuits is the same according to the formulas of Neumann, (2), Weber, (3), Maxwell, (4), and Graneau, (5), has been known for a long time [1]. We conclude in this work that this result remains valid even when we are calculating the self-inductance of a single closed circuit.

Therefore, there is no distinction between these formulas when dealing with closed circuits.

In some situations it is easier to calculate the force between closed circuits (or between a closed circuit and a part of itself) by deriving it from the inductance (see ref. 9, p. 204, and refs. 11 and 12) not calculating it directly by means of Ampère's force or Grassmann's force. Thus, the fact that the self-inductance with Maxwell's formula and Weber's formula is the same implies that classical electrodynamics (Grassmann's force) and Weber's electrodynamics (Ampère's force) agree as regards the resultant force in closed circuits [13–16].

#### Acknowledgments

The authors wish to thank FAPESP, FAEP-UNICAMP and CNPq (Brazil), for financial support during the last years.

#### References

1. O. Darrigol. *Arch. Hist. Exact Sci.* **45**, 230 (1993).
2. M.A. Bueno and A.K.T. Assis. *J. Phys. D: Appl. Phys.* **28**, 1802 (1995).
3. E.T. Whittaker. *A history of the theories of aether and electricity*. Vol. I. Humanities Press, New York. 1973. p. 83.
4. E.T. Whittaker. *A history of the theories of aether and electricity*. Vol. I. Humanities Press, New York. 1973. pp. 198–205 and 230–236.
5. A.K.T. Assis. *Weber's electrodynamics*. Kluwer, Dordrecht. 1994. pp. 100–102.
6. J.D. Jackson. *Classical electrodynamics*. 2nd ed. John Wiley & Sons, New York. 1975. p. 593.
7. A.E. Woodruff. *Isis*, **59**, 300 (1968).
8. M.N. Wise. *In Conceptions of ether*. Edited by G.N. Cantor and M.J.S. Hodge. Cambridge University Press, Cambridge. 1981. pp. 269–307.
9. P. Graneau. *Ampere-Neumann electrodynamics of metals*. Hadronic Press, Nonantum. 1985.
10. T. Archibald. *Arch. Int. d'Hist. Sci.* **39**, 276 (1989).
11. F.W. Grover. *Inductance calculations - Working formulas and Tables*. D. Van Nostrand Co., New York. 1946. p. 248.
12. V. Peoglos. *J. Phys. D: Appl. Phys.* **21**, 1055 (1988).
13. A.K.T. Assis and M.A. Bueno. *IEEE Trans. Mag.* **32**, 431 (1996).
14. P.G. Moyssides. *IEEE Trans. Mag.* **25**, 4298 (1989).
15. P.G. Moyssides. *IEEE Trans. Mag.* **25**, 4307 (1989).
16. P.G. Moyssides. *IEEE Trans. Mag.* **25**, 4313 (1989).